

OneFrame Decorative Trims

Completely frosted
or clear bottom with
frosted sides finish
(frosted shown)

Compatible with
DRD2 LED module
and OneFrame
DRDHNJD housing

Closed or open
bottom options
(closed shown)



Decorative Trim for Recessed LED Downlight

Last year, DMF Lighting introduced OneFrame – a revolutionary housing for DRD2 LED created with multifamily construction in mind. Today, we have enhanced its options with three new decorative trims.

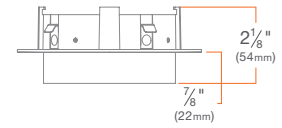
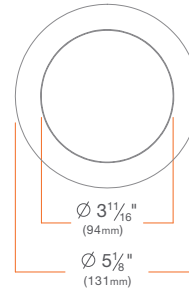
Compatible with OneFrame and DRD2 recessed LED, the Decorative Trim is a designer piece with a cylinder that lights beautifully to produce a pleasing ambient lighting effect. Constructed from premium acrylic, the piece is available with a closed or open bottom and with a frosted or combination clear and frosted finish. In addition to offering a distinct appearance, the Decorative Trim also produces a wider beam angle for enhanced general lighting.

Learn more at www.dmflighting.com/drdhnjd

Product Specs

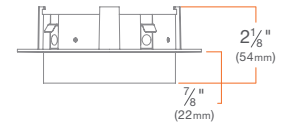
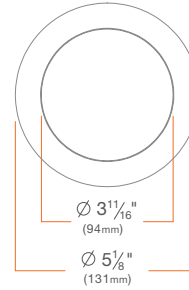
DRD2TRJDSWHDCC

Deep Junction Box Decorative Trim
Closed Bottom, Clear Finish



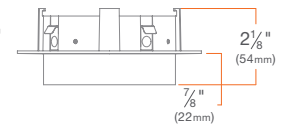
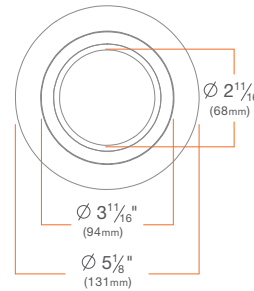
DRD2TRJDSWHDCCF

Deep Junction Box Decorative Trim
Closed Bottom, Frosted Finish



DRD2TRJDSWHDCCF

Deep Junction Box Decorative Trim
Open Bottom, Frosted Finish



Product Selection Guide

FRAME-IN KIT

PRODUCT CODE	APPLICATION	APERTURE
DRDH Housing	N New Construction	JD Deep Junction Box

LIGHT ENGINE

PRODUCT CODE	LUMENS (WATTS)	CRI	CCT
DRD2M Module	07 750 lm (11.8W)	9 93+ CRI	27 2700K 35 3500K
	10 1000 lm (14.7W)		30 3000K 40 4000K

TRIM

PRODUCT CODE	SHAPE	APERTURE	STYLE	FINISH	DECORATIVE OPTION
DRD2T Trim	R Round	JD Deep Junction Box	S Smooth	WH White CC Custom	DCC Closed, Clear DCF Closed, Frosted DOF Open, Frosted



MDRD2TRJDSWHDSS V-04.01.16

