

DCC2

LED Cylinder

Surface, Cord, Stem, Wall Mount



Project:	Type:
Product Code:	Date:

Spec Sheet V-12.01.18







Large, white, surface mount shown

- The DCC2 cylinder's combination of precise illumination and refined aesthetics can take your designs to new heights
- Available in a range of form factors, mounting options, and color finishes, the DCC2 can be configured exactly the way you want it
- Constructed from die-cast aluminum with no visible hardware for a sleek, completely symmetrical design

Lumen Output 750 lm (10.8W), 1000 lm (12.8W), 1500 lm (19.5W), 2000 lm (29.0W)	Mount Surface, Stem, Cord, Wall, Wall Up/Down	
Color Quality 90+ CRI, 2-step SDCM	Size Length: Small (4"), Medium (8"), Large (12") Diameter: 4"	
Color Temperature  2700K 3000K 3500K 4000K	Finish White, Black, Brushed Aluminum, Bronze, Custom	Stem/Cord Length 24" (standard), 48" (no charge alternate), Up to 96" (custom)
Light Distribution  General	Input Voltage 120/277V	Dimming TRIAC/ELV 5% 0-10V 1% Lutron Hi-lume® 1%

Emergency Lighting

Optional Emergency Inverter for lighting up to 90 minutes in event of power failure

Standards   	Ratings  Wet location available	Guarantee 50,000 hrs 5 years
---	--	--



PRODUCT BUILDER

CYLINDER

PRODUCT CODE		MOUNT & CYLINDER		SIZE		LUMENS		CCT		FINISH		DRIVER	
DCC2	Cylinder	SW	Surface Mount, Wet	S	Small	07	750 lm	27	2700K	W	White	[Blank]	TRIAC/ELV
		CM	Cord Mount ¹	M	Medium	10	1000 lm	30	3000K	B	Black	O	0-10V ²
		TM	Stem Mount ¹	L	Large	15	1500 lm ³	35	3500K	Z	Bronze	C	Lutron LDE1 ^{2,5}
		TW	Stem Mount, Wet ¹			20	2000 lm ³	40	4000K	A	Brushed Aluminum	L	Lutron LTEA2W ^{2,6}
		WM	Wall Mount ²			77	750 lm up/down ⁴			C	Custom Color	TE	TRIAC/ELV, Remote Inverter
		WW	Wall Mount, Wet ²			11	1000 lm up/down ⁴					OE	0-10V, Remote Inverter ²
						71	750/1000 lm up/down ⁴					CE	Lutron LDE1, Remote Inverter ^{2,5}
												LE	Lutron LTEA2W, Remote Inverter ^{2,6}

ACCESSORIES

DCC2X-CCM	Custom Length Cord Mount (up to 96") ¹
DCC2X-CTM	Custom Length Stem Mount (up to 96") ¹
DCC2X-DFT	Decorative Frosted Trim, Closed Bottom

¹ 24" standard length, 48" no charge alternate length; Use Custom Order Form to specify custom length

² Only available in Medium or Large size

³ Only available in Large size, 0-10V or Lutron driver

⁴ Only applicable for Large Wall Mounts

⁵ Lutron LDE1 Dimming refers to Lutron Hi-lume 1% EcoSystem LED driver with Soft-on, Fade-to-Black

⁶ Lutron LTEA2W Dimming refers to Lutron Hi-lume 1% 3-wire LED driver