

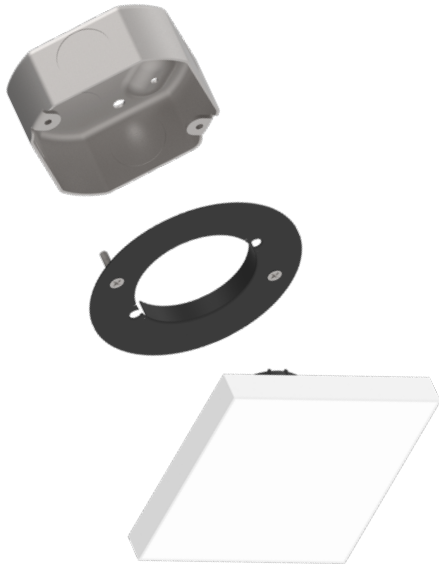
DRD5S

Surface Mount LED Downlight



Retrofit
Junction Box

Project:	Type:
Product Code:	Date:

Spec Sheet V-11.15.18




- Thinnest-in-class DRD5S delivers the pure, smooth light and the elegant look of a high-end recessed downlight
- Extends just 0.6 inches below the ceiling plane to minimize visual profile
- Utilizing a compact, integrated driver allows DRD5S to install into most metallic octagonal and non-metallic round junction boxes

Application Retrofit	Junction Box 4O Octagonal, 4O Round, 3O Round
Delivered Lumens 750 lm (9.0W), 1000 lm (12.0W)	Color Quality 90+ CRI, < 3-step SDCM
Color Temperature  2700K 3000K	Optics  General
Input Voltage 120/277V	Dimming TRIAC/ELV 5% 0-10V 1%
Shape Round, Square	Finish White

Standards



Module Ratings

 UL Listed for Wet Location

Guarantee

50,000 hrs | 5 years



PRODUCT BUILDER

DRD5S LED MODULE

PRODUCT CODE		APERTURE		SHAPE		LUMENS		CRI		CCT		DRIVER	
DRD5S	Module	4	4" Aperture	R	Round	07	750 lm	9	90+ CRI	27	2700K	[Blank]	Integrated TRIAC/ELV
				S	Square	10	1000 lm			30	3000K	O	Integrated 0-10V

MODULE


DRD5S

Surface Mount LED Module

DRD5S
SUMMARY
LED: Optimized LED array

SHAPE: 4" Round, 4" Square

MODULE LUMENS: 750 lm (9.0W), 1000 lm (12.0W)

COLOR QUALITY: 90+ CRI, less than 3-step SDCM

CCT: 2700K, 3000K

INPUT VOLTAGE: 120/277V

DIMMING: Down to less than 5% for TRIAC/ELV at 120V, 1% for 0-10V at 120/277V

MAX INPUT CURRENT (120V): 0.075 amps, 0.1047 amps

MAX INPUT CURRENT (277V): 0.034 amps, 0.047 amps

POWER FACTOR: Greater than 0.9

TOTAL HARMONIC DISTORTION: Less than 20%

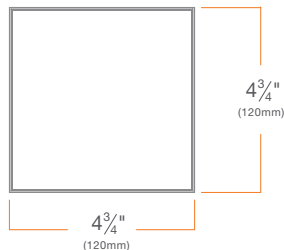
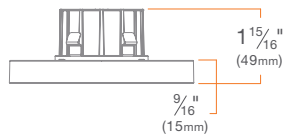
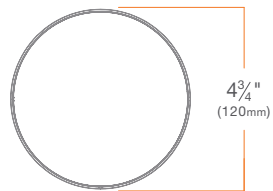
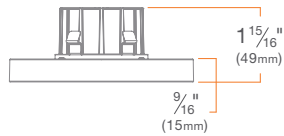
AMBIENT OPERATING TEMPERATURE: -20°C to 40°C

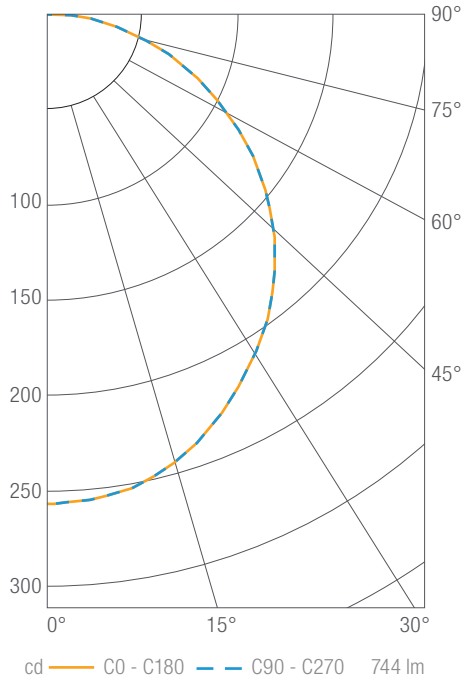
PHOTOMETRIC TESTING: Tested in accordance to IESNA LM-79-2008

TRIM: Edgeless die-cast aluminum

LISTINGS: ENERGY STAR® qualified, California Title 24 2016 JA8 compliant, UL Listed for Wet Location, cULus Listed

LIFETIME: 50,000 hours at 70% lumen maintenance

WARRANTY: 5 year limited warranty


PHOTOMETRY
DRD5S 4" Round, 750 lm, 90 CRI, 3000K DRD5S4R07930

Luminous Intensity

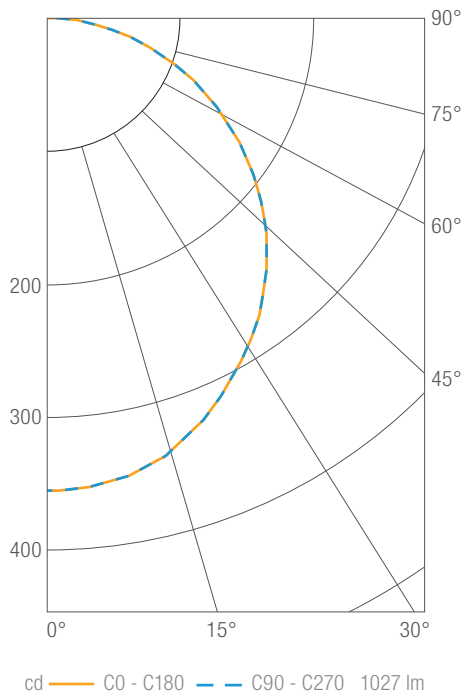
Gamma	C 0°
0°	258
5°	256
10°	253
15°	247
20°	237
25°	226
30°	213
35°	200
40°	185
45°	169
50°	151
55°	132
60°	113
65°	93
70°	73
75°	54
80°	35
85°	18
90°	6

Values in candela
Zonal Lumen Summary

Zone	Lumens	Luminaire %
0-30	199	27
0-40	324	44
0-60	573	77
0-90	744	100
0-180	744	100

Illuminance Chart

Distance from LED	Foot Candles	Diameter
3.0'	29	8.8'
6.0'	7	17.7'
9.0'	3	26.5'
12.0'	2	35.3'

Beam Angle: 70°
DRD5S 4" Round, 1000 lm, 90 CRI, 3000K DRD5S4R10930

Luminous Intensity

Gamma	C 0°
0°	356
5°	354
10°	349
15°	340
20°	327
25°	312
30°	294
35°	276
40°	255
45°	233
50°	209
55°	183
60°	155
65°	128
70°	101
75°	74
80°	48
85°	25
90°	9

Values in candela
Zonal Lumen Summary

Zone	Lumens	Luminaire %
0-30	274	27
0-40	447	44
0-60	790	77
0-90	1027	100
0-180	1027	100

Illuminance Chart

Distance from LED	Foot Candles	Diameter
3.0'	40	8.8'
6.0'	10	17.7'
9.0'	4	26.5'
12.0'	2	35.3'

Beam Angle: 63°

DIMMER COMPATIBILITY
Recommended Phase-control Dimmers (Dims down to 5% nominal measured light output)

Brand	Series	Model Number	Max Load 750lm DRD5S4R07	Max Load 1000lm DRD5S4R10
Cooper	Aspire	9573	29	23
Leviton	Vizia	VPE06	64	48
Lutron	CL Series	AYCL-253, DVCL-253	26	20
	Grafik Eye 3000	QSGR-3P, QSGR-6P	31	24
	Grafik Sys / Homeworks	RPM-4U	44	35
	Maestro CL	MACL-153M, MSCL-OP153M, MSCL-VP153M	16	12

Compatible Phase-control Dimmers¹ (Dims down to 20% nominal measured light output)

Brand	Series	Model Number	Max Load 750lm DRD5S4R07	Max Load 1000lm DRD5S4R10
Cooper	Aspire	9573	29	23
	Decorator	DLC03P, DAL06P	29	23
Legrand	Adorne	ADTP703	48	38
	Digital Light Management	LMRC-221	250	195
Leviton	IllumaTech	IPE04	32	25
	Vizia	VPE04	42	32
	Vizia	VPE06	64	48
Lutron	CL Series	AYCL-153, CTCL-153, DVCL-153, LGCL-513, SCL-153, TGCL-513	15	11
	CL Series	AYCL-253, DVCL-253	26	20
	Grafik Eye 3000	QSGR-3P, QSGR-6P	31	24
	Grafik Sys / Homeworks	RPM-4U	44	35
	Maestro CL	MACL-153M, MSCL-OP153M, MSCL-VP153M	16	12
	Maestro Wireless	MRF2-6ELV, MRF2-6CL	15	12
	Radio RA	RRD-6NA, RRD-6CL, RRD-6D	15	12
	Skylark Contour CL	CTCL-153P	15	12

¹ Dimmer compatibility reflects performance compatibility only. Please reference your local codes for application.

**JUNCTION BOX COMPATIBILITY**

Recommended Junction Boxes

Junction Box	Minimum Depth	Minimum Volume	Through-Wire Ratings
40 Octagonal Junction Box (metallic)	1 1/2"	15.5 in ³	4 (two in, two out) #12 AWG
40 Octagonal Junction Box (metallic)	2 1/8"	21.5 in ³	6 (three in, three out) #12 AWG
30 Round Junction Box (non-metallic)	2 3/4"	18 in ³	4 (two in, two out) #12 AWG
40 Round Junction Box (non-metallic)	2 3/16"	20 in ³	4 (two in, two out) #12 AWG