

DRD2

Shallow Recessed LED Downlight



Retrofit
Junction Box

Project:	Type:
Product Code:	Date:

Spec Sheet V-02.28.19



- DRD2 is a compact LED downlight that brings exceptional light to any area at a price point unmatched in the industry
- Combines the performance of a premium light engine with an intelligent design that makes it simple to install, maintain or replace
- Engineered to install into a wide range of junction boxes

Application Retrofit	Aperture Junction Box
Delivered Lumens 750 lm (10.8W), 1000 lm (12.8W)	Color Quality 93+ CRI, 2-step SDCM
Color Temperature  2700K 3000K 3500K 4000K	Light Distribution  General
Input Voltage 120/277V	Dimming TRIAC/ELV 5%
Trims Round	Trim Finish White

Standards



Ratings



UL Listed for Wet location

Guarantee

50,000 hrs | 5 years



PRODUCT BUILDER

MODULE

PRODUCT CODE		LUMENS		CRI		CCT	
<input type="text"/>		<input type="text"/>		<input type="text"/>		<input type="text"/>	
DRD2M	Module	7	750 lm	9	93+ CRI	27	2700K
		10	1000 lm			30	3000K
						35	3500K
						40	4000K

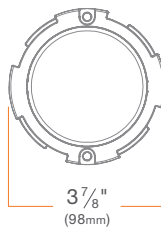
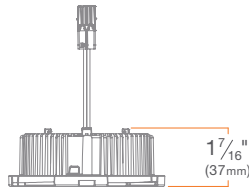
TRIM

PRODUCT CODE		SHAPE		APERTURE		STYLE		FINISH	
<input type="text"/>		<input type="text"/>		<input type="text"/>		<input type="text"/>		<input type="text"/>	
DRD2T	Trim	R	Round	J	Junction Box	S	Standard	WH	White

ADAPTER

PRODUCT CODE	
<input type="text"/>	
DRD2X-4SJ-PLATE	Junction Box Mounting Adapters

MODULE



DRD2

General LED Module

DRD2M

SUMMARY

LED: Cree® LED

DELIVERED LUMENS: 750 lm (10.8W), 1000 lm (12.8W)

EFFICACY: 80 lm/W, 85 lm/W

COLOR QUALITY: 93+ CRI, 2-step SDCM

CCT: 2700K, 3000K, 3500K, 4000K

CONNECTOR: PowerPlug® Luminaire Disconnect Model 182

DIMMING: Down to less than 5% for TRIAC/ELV at 120V

INPUT VOLTAGE: 120/277V, 50/60Hz

MAX INPUT CURRENT (120V): 0.090 amps, 0.107 amps

MAX INPUT CURRENT (277V): 0.042 amps, 0.050 amps

POWER FACTOR: Greater than 0.9

TOTAL HARMONIC DISTORTION: Less than 20%

AMBIENT OPERATING TEMPERATURE: -20°C to 40°C

PHOTOMETRIC TESTING: Tested in accordance to IESNA LM-79-2008

LISTINGS: ENERGY STAR® qualified, California Title 24 2016 JA8 compliant, UL Listed for Wet Location, cULus Listed

LIFETIME: 50,000 hours at 70% lumen maintenance

WARRANTY: 5 year limited warranty

TRIM



Junction Box Trims

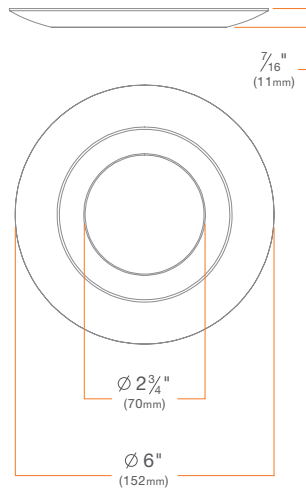
Shallow Recessed LED Downlight Trims

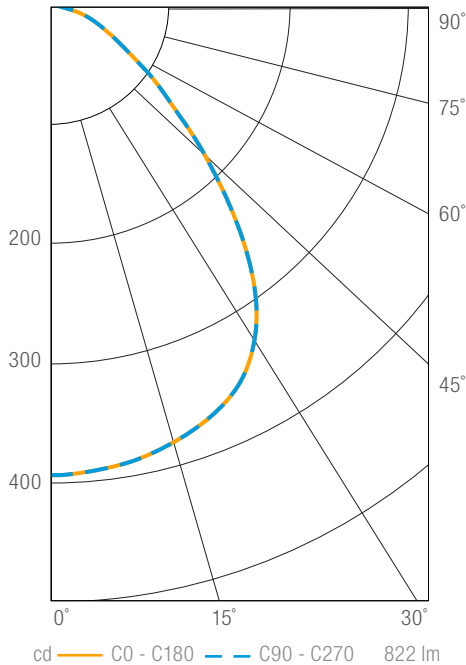
DRD2TRJ

SUMMARY

CONSTRUCTION: Die-cast aluminum**INSTALLATION:** Twist & Lock

Junction Box Trim

DRD2TRJSWH

PHOTOMETRY
DRD2 750 lm, 3000K DRD2M7930
Junction Box Trim Standard, White DRD2TRJSWH

Luminous Intensity

Gamma	C 0°
0°	393
5°	391
10°	388
15°	381
20°	372
25°	360
30°	338
35°	301
40°	248
45°	190
50°	140
55°	101
60°	73
65°	54
70°	39
75°	25
80°	11
85°	0
90°	0

Values in candela

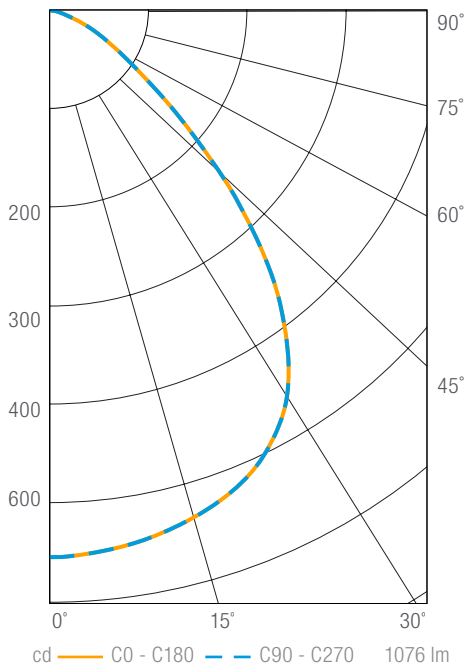
Zonal Lumen Summary

Zone	Lumens	Luminaire %
0-30	310	38
0-40	496	60
0-60	738	90
0-90	822	100
0-180	822	100

Illuminance Chart

Distance from LED	Foot Candles	Diameter
2.5'	63	4.9'
5.0'	16	10.0'
7.5'	7	14.7'
9.0'	5	17.6'

Beam Angle: 88°

DRD2 1000 lm, 3000K DRD2M10930
Junction Box Trim Standard, White DRD2TRJSWH

Luminous Intensity

Gamma	C 0°
0°	554
5°	551
10°	545
15°	536
20°	523
25°	504
30°	473
35°	422
40°	350
45°	262
50°	177
55°	115
60°	76
65°	49
70°	27
75°	13
80°	6
85°	2
90°	0

Values in candela

Zonal Lumen Summary

Zone	Lumens	Luminaire %
0-30	435	41
0-40	697	65
0-60	1007	94
0-90	1076	100
0-180	1076	100

Illuminance Chart

Distance from LED	Foot Candles	Diameter
2.5'	89	4.9'
5.0'	22	9.7'
7.5'	10	14.6'
9.0'	7	17.5'

Beam Angle: 88°

DIMMER COMPATIBILITY
Recommended Phase-control Dimmers (Dims down to 5% nominal measured light output)

Brand	Series	Model Number	Max Load DRD2M7	Max Load DRD2M10
Control 4	Control 4	C4-APD120	10	9
Cooper	Decorator	DLC03P, DAL06P	25	20
Legrand	Adorne	ADTP703TU	35	30
Lutron	Caseta	PD-6WCL	12	10
	CL Series	AYCL-153, CTCL-153, DVCL-153, LGCL-513, SCL-153, TGCL-513	12	10
	CL Series	AYCL-253, DVCL-253	20	15
	Grafik Eye 3000	QSGR-3P	30	25
	Grafik Sys / Homeworks	RPM-4A	25	20
	Grafik Sys / Homeworks	RPM-4U	30	25
	Maestro CL	MACL-153M, MSCL-OP153M, MSCL-VP153M	12	10
	Maestro Wireless	MRF2-6ELV, MRF2-6CL	12	10
	Radio RA	RRD-6NA, RRD-6CL, RRD-6D	12	10

Compatible Phase-control Dimmers¹ (Dims down to 20% nominal measured light output)

Brand	Series	Model Number	Max Load DRD2M7	Max Load DRD2M10
Cooper	Slide	SLC03P, SAL06P	25	20
Legrand	Harmony	H703PTU, HCL453P	30	25
Leviton	IllumaTech Slide	IPE04	25	20
	SureSlide	6621, 6674	10	10
Lutron	Diva	DV-600	12	10
	Maestro	MA-600	12	9
	Maestro ELV	MAELV-600, MSCELV-600	35	30
	Maestro Wireless	MRF2-6ND	12	10
	Power Booster	PHPM-PA, PHPM-WBX	25	20
	Sunrise	SR400RPC120, ZP260QEW	20	15
Watt Stopper	Digital Light Management	LMRC-221	160	150
	Dimming Sensor	PW-100D	14	12

¹ Dimmer compatibility reflects performance compatibility only. Please reference your local codes for application.