



OneFrame Flangeless Trim



Compatible with
DRD2 LED module
and OneFrame
DRDHNJD housing

Hidden “flange” is
completely invisible
following installation

Removable trim
and module
permit servicing
even after
installation



Flangeless Trim for Recessed LED Downlight

Popular in high-end residential and other architectural applications, the OneFrame Flangeless Trim takes recessed lighting to another level with a seamless design where only the reflector and module lens are showing after installation.

Critical to the Flangeless Trim’s design is how easy it is to install. The trim was engineered with an ultra thin flange for a simple mudding process. Ball catchers use tension to hold the trim in place and provide a tool-free installation process. In addition, the module and trim are installed after the ceiling is finished, allowing them to be removed or serviced following installation.

Learn more at www.dmflighting.com/drdhnjd

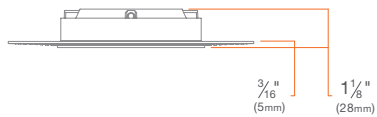
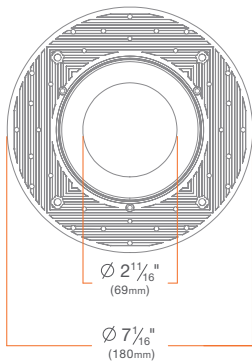
Product Specs

DRD2TRJDSWHFL

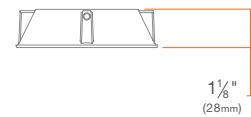
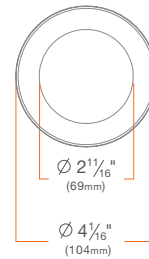
Deep Junction Box Trim
Flangeless



Uninstalled



Installed



Product Selection Guide

FRAME-IN KIT

PRODUCT CODE	APPLICATION	APERTURE
DRDH Housing	N New Construction	JD Deep Junction Box

LIGHT ENGINE

PRODUCT CODE	LUMENS (WATTS)	CRI	CCT	
DRD2M Module	7 750 lm (11.8W)	9 93+ CRI	27 2700K	35 3500K
	10 1000 lm (14.7W)		30 3000K	40 4000K

TRIM

PRODUCT CODE	SHAPE	APERTURE	STYLE	FINISH	OPTION
DRD2T Trim	R Round	JD Deep Junction Box	S Smooth	WH White CC Custom	FL Flangeless



MFLANGESSPROD V-04.15.16

