

# DCP9

## LED Pendant





Cord, Stem Mount

Project:	Type:
Product Code:	Date:

Spec Sheet V-02.15.20



- Versatile LED pendant supports the lighting needs of standard open and high ceilings alike
- Produces up to 9,000 lm of commercial high-lumen illumination
- Die-cast aluminum with no visible hardware for a sleek, completely symmetrical design
- Precision-injected, frosted prismatic shade
- Customizable with multiple mounting and finish options

<b>Lumen Output</b> 1500 lm (15W), 2000 lm (23W), 3000 lm (32W), 4000 lm (43W), 5000 lm (55W), 9,000 lm (107W)		<b>Mount</b> Stem, Cord
<b>Color Quality</b> 90+ CRI, 2-step SDCM		<b>Cord/Stem Length</b> Cord: 96"; Stem: 24" (standard) up to 96" (custom)
<b>Color Temperature*</b>   3500K    4000K		<b>Pendant Finish</b> White, Black, Brushed Aluminum
<b>Input Voltage</b> 120/277V		<b>Shade Diameter</b> 16"
<b>Dimming</b> 0-10V, Lutron Hi-lume®		<b>Shade Finish</b> Frosted
<b>Emergency Lighting</b> Optional Emergency LED Driver for lighting up to 90 minutes in event of power failure		
<b>Standards</b>  		<b>Guarantee</b> 50,000 hrs   5 years

\* For more options, consult factory

**PRODUCT BUILDER****LED PENDANT**

PRODUCT CODE		MOUNT		LUMENS		CCT		FINISH		DRIVER	
<input type="text"/>		<input type="text"/>		<input type="text"/>		<input type="text"/>		<input type="text"/>		<input type="text"/>	
<b>DCP9</b>	Pendant	<b>CM</b>	Cord Mount <sup>1,2</sup>	<b>01</b>	1500 lm	<b>35</b>	3500K	<b>WH</b>	White	<b>O</b>	0-10V
		<b>TM</b>	Stem Mount <sup>1</sup>	<b>02</b>	2000 lm	<b>40</b>	4000K	<b>BK</b>	Black	<b>C</b>	Lutron LDE1 <sup>4</sup>
				<b>03</b>	3000 lm			<b>BA</b>	Brushed Aluminum	<b>L</b>	Lutron LTEA2W <sup>5</sup>
				<b>04</b>	4000 lm					<b>OE</b>	0-10V, Emergency Driver <sup>6</sup>
				<b>05</b>	5000 lm <sup>3</sup>					<b>CE</b>	Lutron LDE1, Emergency Driver <sup>4,6</sup>
				<b>09</b>	9000 lm <sup>3</sup>					<b>LE</b>	Lutron LTEA2W, Emergency Driver <sup>5,6</sup>

**SHADE**

PRODUCT CODE		SHAPE		DIAMETER		STYLE		FINISH	
<input type="text"/>		<input type="text"/>		<input type="text"/>		<input type="text"/>		<input type="text"/>	
<b>DCPS</b>	Shade	<b>R</b>	Round	<b>16</b>	16" Diameter	<b>P</b>	Prismatic	<b>FR</b>	Frosted

**ACCESSORIES**

<input type="text"/>	
<b>DCP9-CCM-XX</b>	Custom Length Cord Mount (up to 96") <sup>1</sup>
<b>DCP9-CTM-XX</b>	Custom Length Stem Mount (up to 96") <sup>1</sup>

<sup>1</sup> Cord: 96" length; Stem: 24" length (standard), up to 96" (custom)<sup>2</sup> White cord standard for White finish, black cord standard for Black finish, silver cord standard for Brushed Aluminum finish; unless specified otherwise<sup>3</sup> Only compatible with 0-10V driver<sup>4</sup> Lutron LDE1 Dimming refers to Lutron Hi-lume 1% EcoSystem LED driver with Soft-on, Fade-to-Black<sup>5</sup> Lutron LTEA2W Dimming refers to Lutron Hi-lume 1% 2-wire LED driver, 120V only<sup>6</sup> Not compatible with 9000 lm